















# Year 2 Home Learning!

Term 6

Globe Trotters	 <b>Have a go</b>	 <b>Concentrate</b>	 <b>Use your imagination</b>	 <b>Enjoy Learning</b>	 <b>Be co-operative</b>
	<p>Design and create a mobile with sea creatures or objects from the sea – treasure chest, anchor, ship wreck, fish, shell etc... that can be suspended from our ceiling.</p>	<p>Make a 3D seaside attraction such as a Helter Skelter or a Punch and Judy puppet theatre.</p> 	<p>Create a wanted poster for a pirate and make a pirate flag.</p> 	<p>Find out about a famous pirate and use your research to create a poster about them.</p> 	<p>Draw and write about your favourite holiday destination. Include photographs and illustrations.</p> 
	<p>Write a song or a poem about seascides.</p> 	<p>Create a seaside mosaic using small squares of coloured paper.</p> 	<p>Make a 3D pirate ship.</p> 	<p>Design and make a holiday brochure about 3 different destinations. Include information on currency, places to stay, food, interesting places to visit and facts about the destination.</p> 	<p>Design and make a passport.</p> 

Please only choose **1 activity from the grid above** and be as creative as you like.

This work is due in at the end of the term – **Monday 9<sup>th</sup> July**. All home learning will be celebrated and displayed within our classroom.

Alongside the creative activity, you must ensure that you **read every day for at least 10 minutes, practise mental maths skills weekly** (a sheet will be sent home at the beginning of each term explaining the focus for the term. This term the focus will be on time) and **practise spellings lists** (spellings will be sent home weekly and tested in school on Fridays). If you have any questions or queries regarding our homework in Year 2, please don't hesitate to ask.

